

Advertise-a-Book Poster


Materials

- ✓ your book
- ✓ scrap paper
- ✓ pencil
- ✓ crayons or markers
- ✓ large sheet of construction paper


Advertise-a-Book Poster Example

Who Stole the Wizard of Oz? by Avi

Go on an adventure with Becky and Tom as they try to solve a mystery! They must put together a treasure map before the thief does. Follow the clues to...




the
Checkerboard
Library



the
Railroad
Hotel

the
apartment
building



Steps:

1. Think about what pictures and words you could put on a poster to advertise your book. Draw a sketch of your poster on scrap paper. (Make sure not to tell the ending of the book.) Include the following on your poster:
 - book title
 - author
 - a sentence or two that would make others want to read the book
 - three pictures that show interesting parts of the book
2. Draw your poster on construction paper.
3. Share your poster with another student. Ask the student what parts of the poster make the book seem interesting.