


TRAVEL BROCHURE

Think about when you travel by car or are in a hotel and they have different brochures. Brochures show you places and things you can do such as museums, historical places, theme parks, and much more. Brochures are made to entice people to learn more about a certain place or topic.


1. Take a piece of construction paper and fold each edge toward the middle to make three sections.
2. Create an eye-pleasing cover by making a catchy title such as “Soar to Saturn”.
3. Create a page with at least 5 interesting facts.
4. Create a page using persuasive language and slogans such “Like the Heat? Spend you next vacation on Mercury!”
5. Use photos, drawings, and diagrams to decorate your brochure.

Below are two different examples you can use




Slogan	Five Fun Facts	Title/Cover
--------	----------------	-------------

About Travel



Other Interesting Facts

Solar System Travel Brochure



By: